


# GT4e High-Performance Industrial Printers

Powerful. Intelligent. Reliable.



**FAST**

With a print speed of 12 ips at 305 dpi, the GTe is the fastest barcode printer in its class.



**NO PC REQUIRED**

Built-in BASIC interpreter (SEMBL) provides the power and intelligence to address any labeling requirement.



**BUILT TO LAST**

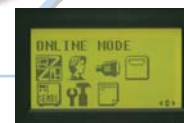

Durable die-cast metal construction ensures reliable performance in harsh industrial environments.



Field Installable Printheads Enable User to Quickly Change Print Resolution



Tri-Port Interface Provides Multiple Connectivity Options



Icon-Driven Operating System Makes Printer Operation Easy to Learn



Multi-Function Operation Keys Provide Programming Flexibility



The Standard for Reliable  
Barcode Printing

# General Specifications

## GT408e / GT412e / GT424e

MODEL	GT408e		GT412e		GT424e		
<b>PRINTING SPECIFICATION</b>							
<b>Print Method</b>		Direct Thermal/Thermal Transfer					
<b>Print Resolution</b>		203 dpi (8 dpmm)		305 dpi (12 dpmm)		609 dpi (24 dpmm)	
<b>Print Speed</b>		Up to 12 ips		Up to 12 ips		Up to 6 ips	
<b>Max. Print Area</b>		Width		4.1" (104 mm)			
		Length		98.43" (2,500 mm)		59.10" (1,500 mm)	15.7" (400 mm)
<b>MEDIA SPECIFICATION</b>							
<b>Sensor Type</b>		Reflective Sensor (for use with pre-printed marks) Adjustable See-Through Sensor (for die-cut label with gap)					
<b>Media Type</b>		Roll and Fanfold: 0.002" – 0.011" (0.06 mm – 0.268 mm)					
<b>Media Size</b>		Width		0.87" - 5.04" (22 mm - 128 mm)			
		Length		0.24" - 49.17" (6 mm - 1,249 mm)		0.24 - 32.8" (6 mm - 833 mm)	
		Thickness		Up to 0.011" (0.268 mm)			
		Outer Diameter		10.43" (265 mm)			
		Core Diameter		1.5", 3" or 4" (38 mm, 76 mm or 102 mm)			
<b>Ribbon</b>		Width		1.56" - 5.04" (39.5 mm - 128 mm)			
		Length		Up to 1476' (450 m)			
<b>MEMORY</b>							
<b>Flash ROM</b>		6 MB (Main Memory: 4 MB; Font: 2 MB)					
<b>Interface Buffer</b>		2.95 MB					
<b>FONT / SYMBOLOGIES</b>							
<b>Fonts</b>		Internal		U, S, M, WB, XS, XU, XM, XB, XL, OUTLINE, OCR-A, OCR-B, WL			
		TrueType Fonts		CG Times, CG Univers, Futura, CG Palacio, CG Century Schoolbook, CG Triumvirate Condensed			
<b>Barcode Symbologies</b>		Linear		UPC-A/E, UCC/EAN-128, Interleaved 2 of 5, CODE 39, CODE 128, EAN-8/13, CODE 93, RSS-14, POSTNET, NW-7, Matrix 2 of 5, MSI, Bookland			
		2-Dimensional		Data Matrix, PDF417, Macro PDF, Maxicode, Micro PDF417, Composite Symbology, QR Code, VeriCode			
<b>INTERFACE CHARACTERISTICS</b>							
<b>Processor</b>		32-bit RISC					
<b>Interface Options</b>		Wireless Ethernet (802.11b), LAN (10/100BaseT), Centronics Parallel, RS232C, miniLAN (POP3, SMTP, HTTP), IEEE1284 (ECP Compatible), RS422/485					
<b>OPERATING CHARACTERISTICS</b>							
<b>Power Requirements</b>		100 - 240VAC [Maximum: 200VA/200W (Standby: 62VA/89W)]					
<b>Environment</b>		Operating		32° F – 104° F (0° C – 40° C), 30%-80% RH, non-condensing			
		Storage		23° F – 140° F (-5° C – 60° C), 30%-90% RH, non-condensing			
<b>Regulatory Approvals</b>		FCC Class A, UL, CSA, CE, TÜV, CCC					
<b>Dimensions</b>		17.9" L x 10.7" W x 12" H (455 mm L x 271 mm W x 305 mm H) 33.0 lbs. (15.0 kg)					
<b>OPTIONAL ACCESSORIES</b>							
Label Cutter, Label Dispenser, Real Time Calendar/Clock, Linerless Kit							
<b>OPERATIONAL FEATURES</b>							
<b>Firmware Features</b>		Hex Dump, Print Custom Character Design, Sequential Numbering (incl. Barcodes), Form Storage and Recall (for faster data retrieval of complex formats), SEMBL (BASIC) Interpreter					
<b>Self Diagnosis Tools</b>		Head Check, Paper End Detection, Ribbon Near-End/End Detection (remaining 49' - 98' detection), Open Cutter-Cover Detection, Auto Sensing for Continuous Forms, Memory Card Error Detection, Test Print					

\*Specifications subject to change without notice

### SATO America, Inc.

10350-A Nations Ford Road, Charlotte, NC 28273  
Phone: (704) 644-1650 Fax: (704) 644-1662  
E-mail: satosales@satoamerica.com

© 2005 SATO America, Inc. All rights reserved. Rev. 05/05